

28.10.2008.

Vol.5 , Broj 43.

Ministarstvo poljoprivrede ,
 šumarstva i vodoprivrede
 Republike Srbije

Izveštaj pripremio : Institut
 za primenu nauke u poljo-
 privredi











Email:
 office@stips.minpolj.sr.gov.yu

telefon:
 011-
 3616283

43

www.stips.minpolj.sr.gov.yu

ŽIVA STOKA, ŽITARICE I STOČNA HRANA

Dešavanja na tržištu goveda protekle sedmice		1
Slaba ponuda i rast cene tovljenika		2
Pregled cena žive stoke na stočnim pijacama		3
Cene žive stoke u klanicama		4
Prikaz cena stoke u EU		5
Cene žive stoke na pijacama u Crnoj Gori		6
Žitarice i stočna hraniva		7
Nedeljni prikaz cena žitarica i stočne hrane		8
Promet robe na produktnoj berzi u Novom Sadu		9
Svetsko tržište pšenice, kukuruza i stočne hrane		10

Na većini stočnih pijaca u Srbiji zabeležena slaba prodaja goveda

Slaba do prosečne ponude svih kategorija goveda karakteriše sve stočne pijace u Srbiji protekle sedmice.

Dominantna cena po kojoj su se prodavala telad SM rase iznosila je 260 din/kg, a kretala se od minimalnih 210 din/kg na pijaci u Požarevcu do maksimalnih 290 u Sremskoj Mitrovici. U odnosu na predhodnu sedmicu zabeležen je rast cene na pijaci u Pančevu, Vranju i Kragujevcu.

Nastavljen trend slabog interesovanja kupaca i prodaje teladi HF rase a najčešća cena po kojoj su se mogli pazariti iznosila je 210 din/kg.

Junad telesne mase do 300 kilograma telesne mase se mogla kupiti na sedam pijaca žive stoke po ceni od 150 do 190 din/kg, ali je ipak dominirao

iznos od 160 din/kg. Uz prosečnu ponudu ove kategorije goveda evidentiran je slab obim prodaje, a jedan od razloga je po mišljenju reportera STIPS-a nedostatak novčanih sredstava od strane kupaca.

Tovna junad preko 480 kilograma se najčešće mogla pazariti za 165 din/kg a obim prodaje je bio na prošlonedeljnom nivou. Reporter STIPS-a iz Beograda i Kragujevca navode da je u odnosu na predhodnu sedmicu junad skuplja u proseku za 5 do 10 din/kg, a što je posledica u promeni kursa evra u odnosu na dinar.

Prodaja krava za klanje kako HF tako i SM rase uglavnom je na prošlonedeljnom nivou, a i cene se nisu bitnije menjale i dominirao je iznos od 90 din/kg na većini stočnih pijaca.

Evidentiran veći obim prodaje prasadi uz dominantnu cenu od 200 din/kg

Nastavljen trend rasta cena prasadi i tovljenika i ove sedmice na pijaci žive stoke u Vranju. Prasad do 15 kg skuplja su 20 din/kg i sada se prodaju po ceni od 200 dinara za kilogram, dok su grla do 25 kilograma koštala 180 din/kg, sto je 10 din/kg skuplje nego predhodne sedmice. Tovljenici 80-130 kg težine, kao i grla preko 130 kg telesne mase prodaju se za 10 din/kg skuplje u odnosu na prošlu sedmicu. Inače je primetno slabija ponuda nego predhodnih nekoliko sedmica, naročito tovljenika, ali je ipak najbolje išla prodaja prasadi obe kategorije.

I na stočnoj pijaci u Loznici je takođe evidentirana bolja prodaja prasadi dok je obim prodaje tovnih svinja i krmača

za klanje bio znatno slabiji. Najčešća cena prasadi iznosila je od 160 do 170 din/kg. Tovljenici su prodavani najčešće po ceni od 165, a krmače za klanje 120 din/kg.

Poskupljenje tovnih svinja zabeleženo je i na pijaci u Pančevu, a obim ponude i prodaje zadržao je prošlonedeljni trend.

U Čačku je najčešća prodajna cena prasadi telesne mase od 15 kilograma iznosila 210 din/kg dok je cena prasadi do 25 kilograma bila 200 din/kg.

Na ostalim pijacama žive stoke je prodaja prasadi bila bolja u odnosu na predhodni period, dok je ponuda tovnih svinja slaba a prodaja prosečna po dominantnoj ceni od 170 din/kg za grla telesne mase od 80 do 130 kilograma.

Agroinfo vesti

Iako su u srpskom stočarstvu izraženi negativni trendovi, u opštini Bačka Topola u prvih devet meseci ove godine govedarska proizvodnja veća je za 16 odsto nego u istom periodu 2007. Uz to značajno je poboljšan i rasni sastav stada, pa su sada najzastupljenije holštajn-frizijska, crveni holštajn, i mnogo manje simentalska rasa, kažu u tamošnjem Zavodu za unapredjenje poljoprivrede. Od 4.200 krava i junadi, 85 odsto uzgaja se na individualnim gazdinstvima, dok se taj broj, na nekada velikim farmama poljoprivrednih kombinata, sveo na svega 700 grla. Prema rečima farmera, redovna isplata regresa u toj proizvodnji, koja sada kasni i bolji tretman proizvodnje mleka omogućili bi i dupliranje stada koje sada broji prosečno 12 grla po gazdinstvu.

Hrana u Srbiji, skuplja je u prvih devet meseci ove u odnosu na isti period prošle godine za 20,1 odsto. Prema analizi Republičkog zavoda za statistiku, a bez podataka za Kosovo i Metohiju, sveže voće, povrće, riba i jaja nešto više su poskupeli - za 22,2 a industrijski prehrambeni proizvodi za 19,7 procenata.

Slabiji promet jagnjadi, jaradi i ovaca

Slab promet jagnjadi, jaradi, koza i ovaca zabeležen je na pijaci žive stoke u Vranju jer se najveći obim trgovine odvija na samim gazdinstvima i farmama. Cene su ostale na prošlonedeljnom nivou i može se reći da su farmeri i prodavci trenutno zadovoljni cenom iako predpostavljaju da se ovakva situacija neće dugo zadržati, jer je evidentno da je stoke sve manje a i kupovna moć gradjana nije na nivou koji bi obezbedio ujednačenu prodaju na duži vremenski period. Do blagog pada otkupne cene jagnjadi u odnosu na predhodnu sedmicu došlo je klanicama pčinjskog okruga i

klaničari plaćaju po 160 din/kg umesto prošlonedeljnih 170 din/kg.

Na stočnoj pijaci u Pančevu je došlo do rasta cene jagnjadi, šilježadi i jaradi dok je cena ostalih kategorija ovaca i koza uglavnom nepromenjena.

I na kragujevačkoj pijaci žive stoke je došlo do porasta cena svih kategorija ovaca i koza, a promet je bio uobičajen prema izveštaju reportera STIPS-a.

U Sremskoj Mitrovici je ponuda jagnjadi bila dobra, dok je broj grla ostalih kategorija ovaca, jaradi i koza bio prosečan.

Cene žive stoke - stočne pijace u Srbiji za period 20-26.10.2008. godine

Jedinica mere din/kg	Težina/ uzrast	Rasa	Centralna Srbija												Vojvodina						Dominantna cena Srbija						
			Beograd Obrenovac	Čačak	Kragujevac	Krajijevo	Loznica	Niš - Beljin	Piroć	Požarevac	Smederevo	Vranje	Zajčar	Kikinda	Novi Sad	Pančevo	Sombor	S.Mitrovića	Subotica	Zrenjanin							
Dviske	sve		140	---	130	120	135	---	---	---	---	---	---	---	---	---	---	---	---	---	---	---	---	---	---	---	
Jagnjad	sve		180	170	170	160	170	190	200	180	180	180	180	---	---	---	---	---	---	---	---	---	---	---	---	---	---
Jarići	sve		160	---	160	---	140	150	170	150	160	160	160	---	---	---	---	---	---	---	---	---	---	---	---	---	---
Junad	do 300 kg	HF	---	---	120	---	---	---	---	---	---	---	---	---	---	---	---	---	---	---	---	---	---	---	---	---	---
Junad	do 300 kg	SM	180	---	150	160	---	150	160	---	160	---	---	---	---	---	---	---	---	---	---	---	---	---	---	---	---
Junad	>480 kg	sve	170	170	130	160	---	---	150	---	165	---	---	---	---	---	---	---	---	---	---	---	---	---	---	---	---
Koze	sve		100	---	80	---	90	90	---	70	---	80	---	---	---	---	---	---	---	---	---	---	---	---	---	---	---
Krave za klanje	HF		---	---	---	---	---	---	---	---	---	---	---	---	---	---	---	---	---	---	---	---	---	---	---	---	---
Krave za klanje	SM		---	90	90	150	---	90	90	100	---	100	---	---	---	---	---	---	---	---	---	---	---	---	---	---	---
Krmače za klanje	>130 kg	sve	150	150	140	---	120	110	---	130	120	120	---	---	---	---	---	---	---	---	---	---	---	---	---	---	---
Ovca	sve		110	100	110	110	110	100	80	120	110	100	---	---	---	---	---	---	---	---	---	---	---	---	---	---	---
Ovnovi za priplod	sve		140	120	130	110	---	---	---	130	---	120	---	---	---	---	---	---	---	---	---	---	---	---	---	---	---
Prasad do 15 kg	sve		190	210	170	---	170	180	200	190	190	200	---	---	---	---	---	---	---	---	---	---	---	---	---	---	---
Prasad do 25 kg	sve		180	200	160	200	160	170	200	170	190	180	---	---	---	---	---	---	---	---	---	---	---	---	---	---	---
Priplodne junice	sve		---	---	---	---	---	---	---	---	---	---	---	---	---	---	---	---	---	---	---	---	---	---	---	---	---
Priplodne krave	HF		---	---	---	---	---	---	---	---	---	---	---	---	---	---	---	---	---	---	---	---	---	---	---	---	---
Priplodne krave (din/grlu)	SM		---	---	---	---	---	---	---	---	---	---	---	---	---	---	---	---	---	---	---	---	---	---	---	---	---
Šilježad	sve		140	---	140	140	150	140	---	160	130	---	---	---	---	---	---	---	---	---	---	---	---	---	---	---	---
Telad	80-160 kg	HF	210	---	210	---	---	---	---	---	---	---	---	---	---	---	---	---	---	---	---	---	---	---	---	---	---
Telad	80-160 kg	SM	260	260	250	260	260	240	230	210	---	250	---	---	---	---	---	---	---	---	---	---	---	---	---	---	---
Tovljenici	80-130 kg	sve	170	170	150	---	165	150	---	170	170	170	---	---	---	---	---	---	---	---	---	---	---	---	---	---	---
Tovljenici	>130 kg	sve	165	160	140	160	---	140	---	140	150	140	---	---	---	---	---	---	---	---	---	---	---	---	---	---	---

Klanične cene žive stoke u Srbiji po okruzima za period 20-26.10.2008. godine

Jedinica mere din/kg	Težina/ uzrast	Rasa	Grad Beograd	Braničevski	Jablanički, Pcinjski	Južno - bački	Južno - banatski	Mačvanski, Kolubarski	Nišavski, Toplički	Podunavski	Rasinski	Raški	Severno - bački	Severno-banatski	Srednj-banatski	Sremski	Zaječarski, Borski	Zapadno - bački	Zlatiborski, Moravicki	Šumadijski, Pomoravski	Dominantna cena Srbija	
Bikovi	>500 kg	HF	163	145	---	---	170	---	---	---	---	---	155	155	---	---	140	---	---	120	155	
Bikovi	>500 kg	SM	---	165	---	---	180	165	140	170	150	---	160	165	---	---	165	---	160	150	165	
Jagnjad			---	170	160	160	160	160	200	160	160	---	180	180	---	170	170	---	170	150	160	
Jarad			---	---	---	---	---	---	170	---	---	---	---	140	---	---	---	---	---	---	---	---
Junad	350-480		---	---	150	160	---	140	150	---	150	---	165	165	---	170	---	---	---	---	150	
Junice			---	130	130	140	130	140	---	150	130	---	140	160	---	---	140	---	---	120	130	
Koze			---	---	---	---	---	100	---	---	---	---	---	70	---	---	---	---	---	---	---	---
Krave za klanje			100	90	100	---	90	100	80	105	110	---	---	110	---	90	110	---	90	105	90	
Ovce			---	90	90	90	80	---	90	---	110	---	---	90	---	---	100	---	---	100	90	
Prasad	< 25 kg		---	175	160	160	160	175	160	170	150	---	200	200	---	170	180	---	170	160	160	
Telad	80-160 kg	SM	---	230	---	---	---	250	200	240	270	---	---	290	---	260	250	---	260	250	250	
Tovljenici I klasa	90-120 kg		183.6	175	160	175	180	170	140	170	160	---	170	175	---	170	160	---	160	150	160	
Tovljenici II klasa	90-120 kg		---	150	150	140	170	130	130	150	130	---	160	170	---	---	150	---	---	140	150	
Tovljenici	>120 kg		147	125	120	110	153	110	120	130	110	---	135	150	---	---	130	---	---	140	110	
Šiježad			---	120	130	---	---	---	130	---	130	---	---	120	---	---	130	---	---	130	130	

COMMISSION EUROPEENNE

Direction générale de l'Agriculture

D2. Viandes bovine, porcine, ovine et aviculture

CENE STOKE ZA KLANJE U EU

CENE NA TRŽIŠTU ZEMLJE ČLANICE

PRIX DE MARCHÉ - ETATS MEMBRES
MARKET PRICES - MEMBER STATES

Datum

od : 13.10.08
do : 19.10.08

(EURO)/100kg.P.C/D/W	BE	BG	CZ	DK	DE	EE	GR	ES	FR	IE	IT	CY	LV	LT	LU	HU	MT	NL	AT	PL	PT	RO	SI	SK	FI	SE	UK	EU	Promena poslednji
Junad U2	339.4	302.4	359.4	345.9	264.0	435.9	320.2	360.0	379.8	257.8	354.3	363.4	341.5	256.0	340.1	318.9	288.6	374.2	291.9	345.7	360.0	-4.04							
Junad U3	314.1	294.3	355.3	342.6	423.3	338.2	346.0	326.3	378.3	349.4	342.5	263.3	333.4	322.6	286.6	345.4	-0.37												
Junad R2	302.8	295.7	338.3	339.7	271.2	418.8	337.5	330.0	312.6	317.0	331.5	251.5	328.9	239.5	314.3	285.7	348.2	287.7	334.5	324.7	-3.00								
Junad R3	271.7	284.9	340.7	334.8	255.7	417.4	325.9	323.0	314.2	342.4	228.0	309.9	334.9	261.7	321.0	220.3	318.2	306.6	349.6	285.5	338.3	326.3	0.42						
Junad O2	259.4	233.7	265.8	322.3	304.1	217.8	401.0	254.7	291.7	292.1	282.0	188.8	216.0	290.9	254.9	228.0	284.2	305.9	306.6	219.8	278.5	291.1	265.4	314.7	282.9	-1.35			
Junad O3	245.6	267.7	309.7	307.7	196.9	389.7	314.6	286.0	298.3	277.5	282.0	196.8	220.6	303.4	285.2	288.0	283.6	314.8	255.2	299.5	205.5	299.8	287.3	298.4	276.2	321.3	298.7	1.37	
Junad	309.3	233.7	285.8	321.0	329.3	218.7	408.6	320.9	330.0	314.0	356.5	282.0	190.3	286.6	339.2	253.6	228.0	307.2	336.0	256.2	323.8	217.2	312.7	286.1	298.6	277.1	329.6	327.2	-1.23
Bikovi R3	277.3	217.9	298.4	208.6	235.0	238.9	235.0	238.9	207.1	304.4	255.4	266.7	-0.05																
Bikovi	277.3	217.9	298.4	208.6	235.0	238.9	235.0	238.9	207.1	304.4	255.4	266.7	-0.05																
Goveda U2					353.0	311.8	375.8	346.4	-1.75																				
Goveda U3		341.5			353.0	312.9	355.9	344.3	-2.78																				
Goveda U4					332.0	312.8	334.0	347.8	-3.81																				
Goveda R3		313.9	311.4		316.0	306.6	337.2	347.1	-3.95																				
Goveda R4		314.1			300.0	306.8	282.7	347.1	-2.97																				
Goveda O3		292.3	286.1	247.7	272.0	295.8	273.0	333.7	301.8	-3.48																			
Goveda O4		272.0			266.0	295.9	269.4	339.7	321.2	-2.24																			
Goveda		293.6	290.5	247.7	297.7	302.6	208.1	387.7	273.0	345.9	323.5	-3.19																	
Krave R2	292.7	238.8	280.0	280.9	208.6	176.3	203.6	250.8	280.4	322.0	195.2	183.0	219.8	276.7	291.4	-2.92													
Krave R3	283.6	238.8	280.0	280.9	208.6	176.3	203.6	250.8	280.4	322.0	195.2	183.0	219.8	276.7	291.4	-2.92													
Krave R4	235.3	273.2	281.2				244.6	309.0	275.5	181.0	192.5	186.7	251.7	227.8	222.2	155.3	220.0	247.4	284.2	287.9	0.98								
Krave O2	255.8	214.3	225.6	257.2	172.9	174.0	194.0	262.0	259.2	230.6	198.4	201.5	248.4	231.8	199.9	200.3	193.3	182.9	207.0	233.1	229.0	246.0	267.3	-2.55					
Krave O3	250.2	168.7	211.2	251.1	263.2	159.9	171.1	190.8	267.0	265.1	238.1	168.9	183.5	275.0	204.6	187.6	193.0	237.2	201.7	221.2	235.7	256.4	246.5	-3.52					
Krave O4	244.9	166.2	209.1	251.1	270.3	155.0		185.2	258.0	267.5	203.0	170.8	179.0	203.0	196.1	191.6	198.2	224.6	256.0	246.3	-3.92								
Krave P2	215.0	171.5	181.4	185.6	213.6	152.0	174.1	173.4	213.0	224.0	205.6	167.0	168.8	173.7	258.9	176.7	214.1	216.1	178.2	167.5	184.0	93.7	175.3	180.9	198.3	199.2	-2.74		
Krave P3	201.6	133.6	191.8	219.8	228.7	150.5	186.6	188.6	238.0	257.6	223.2	167.0	166.9	180.8	242.3	167.2	237.4	217.8	191.5	190.6	175.7	40.8	184.6	219.3	209.3	223.6	-3.18		
Krave	251.0	189.7	212.5	221.8	257.4	154.8	185.7	181.2	266.4	260.2	222.7	167.0	168.8	177.9	282.2	191.8	250.0	239.9	204.3	172.8	180.9	174.9	186.0	189.8	218.8	244.7	240.7	-2.51	
Junice U2	349.5	262.6	316.4	328.9	317.9	401.0	318.5	440.6	209.0	372.5	333.7	243.4	336.0	280.6	352.6	7.03													
Junice U3	330.5	336.3	324.8		326.9	396.0	321.3	422.8	360.6	319.5	242.0	297.8	355.9	367.2	2.35														
Junice R2	284.5	253.4	276.4	318.7	283.6	266.1	336.0	312.0	361.9	260.2	301.6	227.8	331.8	237.7	287.7	314.0	-10.76												
Junice R3	268.5	241.9	324.5	314.0	408.4	311.7	337.0	314.0	402.4	193.7	207.7	323.8	229.7	270.4	230.7	329.7	-1.34												
Junice R4	238.6	293.1	306.7		241.7	315.0	318.4	267.8	348.6	287.8	233.8	325.9	-3.88																
Junice O2	225.4	254.8	258.7	214.9	380.6	283.3	270.0	296.8	174.1	195.2	252.8	207.5	272.6	211.1	310.7	217.6	226.3	225.2	269.0	232.5	317.0	285.2	-2.10						
Junice O3	224.1	270.0	265.6	209.2	362.0	287.9	285.0	300.4	256.3	244.0	202.4	256.3	244.0	203.4	286.1	207.4	218.0	220.6	212.2	233.7	219.8	270.9	257.5	331.0	276.5	-3.39			
Junice O4	219.6	261.8	267.4	204.8	320.8	278.0	299.4	244.0	181.5	203.9	200.6	216.5	228.0	244.2	261.0	335.0	302.2	-3.34											
Junice	312.3	235.5	286.1	294.4	212.2	377.1	304.6	352.9	308.7	404.3	244.0	175.8	204.5	321.6	210.6	209.0	284.6	304.0	223.6	329.6	225.0	260.4	224.6	262.0	261.9	342.4	324.3	-1.81	
Polufite	270.7	208.9	247.2	275.8	293.9	182.4	364.4	294.0	295.6	295.6	342.4	235.2	181.7	200.5	318.4	211.5	265.4	301.2	230.9	291.7	198.5	274.2	232.8	253.0	324.9	295.6	-1.93		
Promena poslednje nedelje	-0.1	38.1	-14	-16	-0.3	-3.4	-12	12	-17	-5.5	-4.1	-7.1	-6.3	0.9	-7.1	-70.2	-4.0	2.8	-5.8	15	0.8	-6.4	4.8	3.1	-3.6	-3.7	-193		

Izvor : EU Komisija

**Cene žive stoke – stočne pijace u Crnoj Gori
za period 16-22.10.2008.godine**

Naziv životinje	Težina/uzrast	Rasa	Jedinica mere	Dominantne cene (u €)						Prosek CG
				Bar	Berane	Bjelo Polje	Nikšić	Pļjevlja	Podgorica	
Telad	80-160 kg	SIM	kg.	~	2.9	3.2	~	3	~	3.03
Telad	80-160 kg	ostala	kg.	3	2.5	3.1	3.1	2.9	3.2	2.97
Junad	do 300 kg	ostala	kg.	~	~	1.6	2.4	~	~	2
Junad	više od 300 kg	SM	kg.	~	~	1.6	~	~	~	1.6
Junad	više od 300 kg	ostale		1.8	1.5	1.5	1.9	1.7	2	1.73
Krave za klanje		SIM	kg.	~	1	~	~	~	~	1
Krave za klanje		ostale	kg.	0.9	0.8	0.8	1	1	1	0.92
Prasad		sve rase	kg.	~	~	3.1	3.5	3.4	3.2	3.3
Jagnjad		sve rase	kg.	2.5	2.3	2.3	2.3	2.3	~	2.34
Šilježad		sve rase	kg.	~	~	~	~	~	2.2	2.2
Ovce za klanje		sve rase	kg.	~	~	~	1.65	1.5	1.6	1.58
Omovi		sve rase	kg.	~	~	~	2	~	~	2
Jarad		sve rase	kg.	~	2.5	2.4	2.75	~	~	2.55
Priplodne ovce		sve rase	grlo	75	100	95	110	90	110	96.67
Priplodne koze		sve rase	grlo	~	90	~	90	~	80	86.67
Priplodne junice		HF	grlo	~	~	~	1200	~	~	1200
Priplodne junice		Smeđa	grlo	~	~	~	~	1000	~	1000
Priplodne krave		HF	grlo	~	~	~	1300	~	~	1300
Priplodne krave		Smeđa	grlo	~	~	~	~	1100	~	1100
Priplodne krave		melez	grlo	~	750	750	650	~	800	737.5

1 Euro = 84,47 Dinara

Izvor: AMIS



Žitarice i stočna hrana

Na pijacama se kukuruz pakovan u džaku mogao pazariti po ceni od 7.5 din/kg u Somboru do 19 din/kg u Zaječaru, ali je ipak dominirao iznos od 12 din/kg. U rinfuznom obliku se u slosima na području Srbije najčešće prodavao po ceni od 7 din/kg u Somboru i Pančevu do 10 din/kg u Sremskoj Mitrovici i Smederevu, a ponuda je bila slaba.

Pšenica, pakovana u džakove imala je dobru ponudu i prodavala se po ceni od 11 din/kg u Vranju do 20 din/kg u Pirotu. Cena pšenice rinfuznom obliku varirala je od 13 din/kg u Sremskoj Mitrovici do 20 din/kg u Zaječaru uz dosta slabu ponudu na većini pijaca. Dominantna cena pšenice u silosima iznosila je 14 din/kg.

Ponuda stočnog ječna u džakovima je na većini pijaca bila prosečna, a prodavao se po najnižoj ceni od 13 din/kg u Sremskoj Mitrovici, a najvišoj od 25 din/kg u Vranju. Nastavlja se trend slabe

ponude stočnog ječma u rinfuzi, a cena je varirala od 13 do 20 din/kg u Zaječaru.

Lucerkino seno u balama je na gazdinstvima imalo cenu od 8 din/kg u Loznici do 14 din/kg u Pirotu, Kikindi i Čačku. Na pijacama se cena ovog stočnog hraniva kretala od 10 do 16 din/kg.

Lucerkino brašno je u maloprodaji imalo prošloneljnu ponudu i tražnju po ceni koja se kretala od 11 din/kg u Somboru do 35 din/kg u Pančevu.

Cene sojine sačme protekle sedmice varirale su od 32 din/kg u Somboru do 52 din/kg u Beogradu.

Stočno brašno se protekle sedmice moglo pazariti po ceni od 6 do 16 din/kg, a ponuda i tražnja ovog stočnog hraniva je standardna za ovaj period godine.

Cena suncokretove sačme varira od 8 din/kg u Somboru do 40 din/kg u Pančevu, a ponuda i tražnja ostale su nepromenjene.

Agroinfo vesti

Kako bi se poljoprivrednicima olakšao i poboljšao pristup tržištu kredita, Ministarstvo poljoprivrede je sačinilo šest tipskih modela Biznis planova, za različite vidove proizvodnje. Biznis plan je ključni dokument koji je neophodno priložiti banci uz zahtev za korišćenje određenog kredita. Kao takav, obezbeđuje brže i efikasnije donošenje odluke o finansiranju, a korisnici kreditnih sredstava, porodično poljoprivredno gazdinstvo, zadruga ili preduzeće, brže dolaze do potrebnih sredstava za planirana ulaganja u oblast poljoprivrede. Biznis planovi se mogu preuzeti sa sajta Ministarstva poljoprivrede www.minpolj.sr.gov.yu

Izvor : (Moja farma)

Na poljoprivrednom imanju Đuro Strugar u Kuli, koje posluje u okviru kompanije MK grup, održana je tradicionalna manifestacija Dani polja dekalb hibrida kukuruza na kojoj je organizovana javna žetva 25 hibrida kukuruza, među kojima i 11 "monsanto dekalb" hibrida. Prosečan prinos ogleda na Danu polja bio oko 11.235 kg. Ogledna polja namenjena su upoređivanju prinosa široko raspostranjenih hibrida kukuruza na domaćem području, a na licu mesta meri se prinos i vlaga svih vrsta kukuruza i vrši njihovo upoređivanje radi procene koja će pomoći da se odaberu odgovarajući hibridi u poboljšanju i osavremenjivanju poljoprivredne proizvodnje.

Izvor:(Tanjug)

Cene žitarica i stočne hrane u Srbiji za period 20-26.10.2008. godine

Proizvod	Jed.Mere	Mesto prodaje	Centralna Srbija											Vojvodina									
			Beograd	Obrenovac	Čačak	Kragujevac	Kraljevo	Loznica	Niš	Pirot	Požarevac	Smederevo	Vranje	Zaječar	Kikinda	Novi Sad	Pančevo	Sombor	S.Mitrovica	Subotica	Zrenjanin		
Kukuruz/okrunjen p.s.	Džak 50 kg	Pijaca	12	13	13	13	13	12	12	15	15	---	12	13	10	19	10	12	10	7.5	10	---	---
Kukuruz/okrunjen p.s.	Rinfuz	Pijaca	---	---	12	---	---	---	---	---	---	---	---	---	---	20	---	---	---	7	10	6.5	6
Kukuruz/okrunjen p.s.	Džak 50 kg	Silos/mlin	---	---	---	---	---	---	16	---	---	---	---	---	---	---	---	---	---	---	---	---	---
Kukuruz/okrunjen p.s.	Rinfuz	Silos/mlin	---	---	---	---	---	---	---	---	---	---	10	---	---	---	8	---	7	---	---	---	---
Kukuruz/okrunjen v.s.	Džak 50 kg	Pijaca	---	---	---	---	---	---	---	---	---	---	---	---	10	16	---	---	---	7.5	10	---	---
Kukuruz/okrunjen v.s.	Rinfuz	Pijaca	---	---	---	---	---	---	---	---	---	---	---	---	---	---	---	---	---	7.7	10	---	---
Kukuruz/okrunjen v.s.	Džak 50 kg	Silos/mlin	---	---	---	---	---	---	---	---	---	---	---	---	---	---	---	---	---	---	---	---	---
Kukuruz/okrunjen v.s.	Rinfuz	Silos/mlin	---	---	---	---	---	---	---	---	---	---	---	---	---	---	8	---	---	---	---	---	---
Kukuruz u klip	Rinfuz	Pijaca	---	---	---	---	---	---	---	---	---	---	8	---	---	---	8	5	---	5	10	---	---
Lucerkino seno u balama	Bala/12 do 25kg	Gazdinstvo	---	14	12	---	---	8	---	---	14	13	10	---	---	10	14	12	11	---	12	---	12
Lucerkino seno u balama	Bala/12 do 25kg	Pijaca	---	16	---	---	---	10	---	---	---	13	12	15	---	---	---	---	12	10	13	---	13
Lucerkino brašno min.15%prot.	Džak 25 kg.	Maloprodaja	---	30	30	---	---	33	---	---	30	30	---	---	---	---	---	---	35	11	32	---	---
Pšenica	Džak 50 kg	Pijaca	15	18	18	18	18	18	15	15	20	---	---	---	---	11	19	---	15	---	13	---	---
Pšenica	Rinfuz	Pijaca	---	---	16	---	---	---	---	---	---	---	---	---	---	20	---	---	---	14.5	13	13.5	---
Pšenica	Rinfuz	Silos/mlin	14.6	---	---	---	---	---	---	---	---	15	13	---	14.8	---	---	17	14	14	---	---	---
Sojina sačma 44% prot.	Džak 50 kg	Maloprodaja	52	42	36	41	45	45	45	49	43	41	---	---	---	48	35	44	50	32	40	---	48
Stočni ječam	Rinfuz	Pijaca	---	---	13	---	---	---	---	---	---	---	---	---	20	---	---	---	---	14	13	---	---
Stočni ječam	Džak 50 kg	Pijaca	15	18	---	18	18	16	16	---	---	16	25	---	---	---	---	---	14	14.5	13	---	---
Stočni ječam	Rinfuz	Silos/mlin	---	---	---	---	---	---	---	---	---	---	---	---	---	---	---	---	---	---	---	---	---
Stočno brašno	Džak 33 kg	Silos/mlin	15	10	---	---	10	12	12	6	11	16	9	---	---	---	13	12	6	---	10	---	---
Suncokretova sačma 33% prot.	Džak 33 kg	Maloprodaja	---	13	16	14	37	35	36	32	12	---	---	---	---	---	16	26	40	8	15	---	33

Promet robe na produktnoj berzi u Novom Sadu od 20 do 24. oktobra 2008. godine

Iz ovonedeljnog trgovanja izdvajamo:

- rast cene kukuruza
- pad prometa
- rast cene kukuruza na čikaškoj i pariskoj berzi
- dalji pad cene pšenice na svetskim berzama.

Zaključno sa 23.10.2008. preko Produktne berze, zaključena je prodaja 26.442,9 tona regresiranog mineralnog đubriva NPK 15:15:15 i NPK 8:16:24. Prodaja se nastavlja do zaključenja ugovorenih 50.000 tona.


Kukuruz je i dalje dominantan u strukturi trgovanja na berzi. Vest koja će sigurno obradovati proizvođače da se cena molo po malo pomera na gore. Ove nedelje je startovala sa 7.20 din/kg, a završila sa 7.50 din/kg bez PDV-a. Gornji grafikon jasno ukazuje na njen rast. Ponderisana ovonedeljna cena iznosi 7.37 di/kg bez PDV-a, što je rast od 2.79% u odnosu na prethodnu nedelju. Jednostavno rečeno, najavljen rast iz prošle nedelje je ove dobio samo potvrdu.

Cena pšenice se i ove nedelje kretala u rasponu od 13,20-13,50 din/kg bez PDV-a. Početak nedelje je doneo kakvu-takvu trgovinu, ali od sredine nedelje pa do kraja zainteresovanih kupaca nije bilo. Nedeljna ponderisana cena iznosi 13,29 din/kg bez PDV-a, što je minimalan pad u odnosu na prethodnu nedelju (0,67%). Od ostalih roba trgovano je zrnom soje (27,00 din/kg bez PDV-a), stočnim brašnom (5.00 din/kg bez PDV-a), sojinom sačmom (31.70 din/kg bez PDV-a) i semenskom pšenicom po ceni od 22.50 din/kg bez PDV-a.

Iz ponude izdvajamo mineralno đubrivo ureu po ceni od 40.00 din/kg bez PDV-a i suncokretove sačme po ceni od 7.00 din/kg bez PDV-a i sačmu uljane repice (6.80 din/kg bez PDV-a)

U okviru istrgovanih 5.567 tona robe, čija je ukupna vrednost iznosila 54.026.410,00 dinara, registrovane su sledeće kupoprodaje:

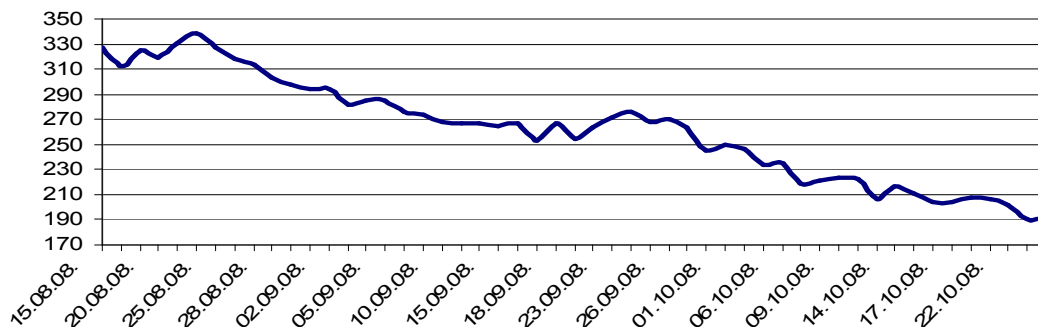
roba	ponuđena količina (tona)	cena ponude din/kg sa PDV-om	zaključena količina (tona)	zaključena cena din/kg sa PDV-om
kukuruz, veštački sušen, rod 2008., rinfuz,	4.237	7.78-8.10	4.237	7.78-8.10
kukuruz, veštački sušen, rod 2008., rinfuz,	500	7.99	500	7.99
pšenica, merkantilna, JUS kvalitet, rod 2008., rinfuz	1.350	14.26-14.58	450	14.26-14.58
pšenica, merkantilna, obračun kvaliteta, rod 2008., rinfuz,	1.000	14.58	50	14.58
semenska pšenica	150	24.30	25	24.30
sojina sačma, min. 44% proteina, rinfuz,	100	37.41	25	37.41
stočno brašno	25	5.90	25	5.90
soja, zrno, JUS kvalitet, rod 2008., rinfuz	305	29.16-29.70	255	29.16
suncokretova sačma, min. 33% proteina, rinfuz,	1.000	8.26	-	-
sačma uljane repice, rinfuz	1.000	8.02	-	-
urea	575	43.20	-	-



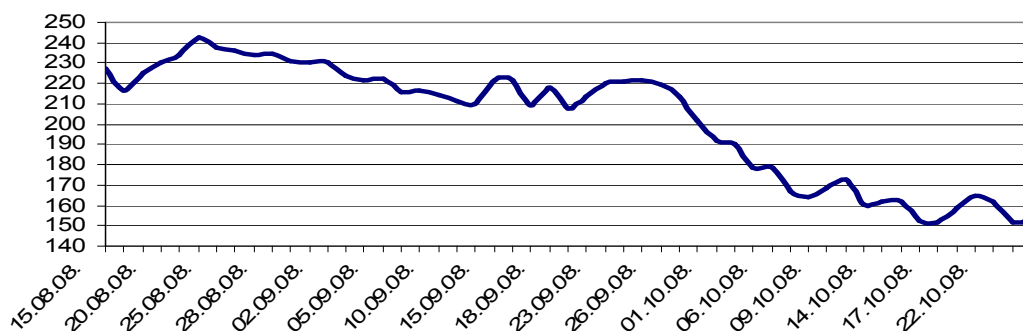
Cene poljoprivrednih proizvoda u protekloj nedelji na vodećim robnim berzama su bile (u proseku):

PREGLED DNEVNIH PROMENA CENA NA CBOT FJUČERS DEC 08					
	ponedeljak 12 ⁰⁰	utorak 12 ⁰⁰	sreda 12 ⁰⁰	četvrtak 12 ⁰⁰	petak 12 ⁰⁰
Pšenica	200.04 \$/t	207.01 \$/t	201.72 \$/t	190.18 \$/t	192.17 \$/t
Kukuruz	158.65 \$/t	164.71 \$/t	161.80 \$/t	151.56 \$/t	153.61 \$/t

Kretanje decembarskog fjučersa za pšenicu na čikaškoj berzi od 15.08.-24.10.2008.



Kretanje decembarskog fjučersa za kukuruz na čikaškoj berzi od 15.08.-24.10.2008.



Ovonedeljna cena pšenice na čikaškoj berzi beleži dalji pad koji iznosi 5.80%, dok je pad cene kukuruza zaustavljen, čak je cena porasla u odnosu na kraj prethodne nedelje 1.51%.

PREGLED DNEVNIH PROMENA CENA NA CBOT FJUČERS					
	ponedeljak 12 ⁰⁰	utorak 12 ⁰⁰	sreda 12 ⁰⁰	četvrtak 12 ⁰⁰	petak 12 ⁰⁰
Soja, zrno nov 08	328.19 \$/t	341.04 \$/t	333.33 \$/t	315.34 \$/t	324.66 \$/t
Sojina sačma dec 08	258.20 \$/t	266.50 \$/t	265.80 \$/t	257.30 \$/t	269.00 \$/t

Cene soje i sojine sačme beleže rast cene koji kod soje iznosi 2.00%, a kod sačme 6.75%.

BUDIMPEŠTA	PŠENICA	KUKURUZ
	117,84 EUR/t (futures dec 08)	82,67 EUR/t (futures nov 08)

Nastavljen je dalji pad cena i pšenice i kukuruza. Pšenica beleži pad 3.52%, a kukuruz 1.91% u odnosu na prošli petak.

EURONEXT PARIZ 24.10.2008.	PŠENICA	KUKURUZ
	144,00 EUR/t (futures nov 08)	131,00 EUR/t (futures nov 08)

Cene pšenice i kukuruza na pariskoj berzi u ovoj nedelji donose rast cene, koji kod pšenice iznosi 4.35%, a kod kukuruza 2.75% u odnosu na prošli petak.